 **HORIBA ABX** Montpellier

\_\_\_\_\_

\_\_\_\_\_

\_\_\_\_\_

\_\_\_\_\_

\_\_\_\_\_

# HORIBA ABX

## Output format for Biochemistry Analyzers

ABX Pentra 400  
RAA025EA

\_\_\_\_\_



\_\_\_\_\_


\_\_\_\_\_

**HORIBA**ABX  
Diagnostics



Modifications from  
index D to E





## Modifications from index D to E

*You will find below the listing of modifications which occur in this output format document from index D to E:*

### 1- About content:

#### **page 13**

- Table 8: Header record fields:

ASTM field 7.1.12: addition of «Q (=control)» for send a control in transmitted data.

#### **page 15**

- Table 10: Order record fields:

ASTM field 9.4.3: modification of transmitted data used for Send (S):

- Sample ID<sup>^</sup>rack<sup>^</sup>pos<sup>^</sup>replicate with fields length: 16+2+2+2

- "CONTROL"<sup>^</sup>rack<sup>^</sup>pos<sup>^</sup>replicate<sup>^</sup>Control Name<sup>^</sup>LotN<sup>^</sup> with fields length:

7+2+2+2+20+16

ASTM field 9.4.12: Q for Send (S) a control is now available.

ASTM field 9.4.16: addition of the following sentence: «Empty if control.»

#### **page 16**

- Table 11: Result record fields:

ASTM field 10.1.7: suppression of «LL», «HH», «>», «<».


#### **page 18**

- Table 11: Result record fields:

Paragraph 2.3.6.1. Analytical alarms: update of Table 14: Flags.


Paragraph 2.3.6.2. Biological flags: suppression of «LL», «HH», «>», «<».





# Chapter 1

## Introduction






## Introduction


### Index of chapters

[RS232 connection](#)  
[ASTM Format](#)



# Chapter 2

## Physical Connection

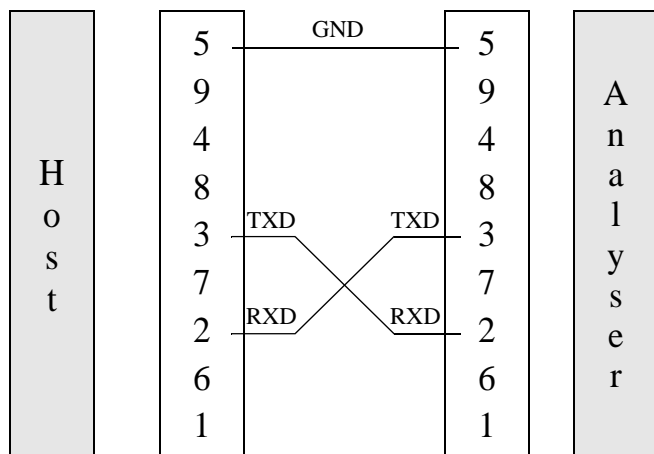





## RS232 connection


### 1. Instrument RS DB9

The Pentra 400 RS port connector is a standart DB-9 male connector





# Chapter 3 ASTM Format





## ASTM Format

HORIBA ABX analyzers format responds to the ASTM specifications E-1381 & E-1394:

- E-1381: Standard specification for Low Level protocol to transfer messages between clinical or laboratory instruments and computer systems.
- E-1394: Standard specification for transferring Information between clinical or laboratory instruments and computer systems.

### 1. Connection specifications (ASTM E-1381)

#### 1.1. Hardware and software characteristics

You can setup Baud rate, Parity, Stop bit,...

Hardware setting of the interface: Connect the Host and the instrument by the DB9 serial port.

#### 1.2. Output data characteristics

Characters: ASCII

Maximum message length: 247 characters.

Analyzer manages Xon/Xoff protocol.

### 1.3. Communication protocol

Table 1: Standard control characters

Control String	Hexadecimal value
<ENQ>	\$05
<ACK>	\$06
<NAK>	\$15
<STX>	\$02
<ETX>	\$03
<CR>	\$0D
<LF>	\$0A
<EOT>	\$04

#### 1.3.1. Instrument\Host connexion

Table 2: Typical discussion between Instrument and Host

Instrument	< >	Host
<ENQ>	>	
	<	<ACK>
<STX>1...Data...<CR><ETX>xx<CR><LF>	>	
	<	<ACK>
<STX>2...Data...<CR><ETX>xx<CR><LF>	>	
	<	<ACK>
<EOT>	>	



Table 3: Typical discussion between Host and Instrument

Instrument	< >	Host
	<	<ENQ>
<ACK>	>	
	<	<STX>1...Data...<CR><ETX>xx<CR><LF>
<ACK>	>	
	<	<STX>2...Data...<CR><ETX>xx<CR><LF>
<ACK>	>	
	<	<EOT>

### 1.3.2. Discussion with conflict between Instrument and Host

Number of transmission if negative answer: 6

Timeout: 15s

Special timing: None

Description of other specific treatments: None

In case of ENQ\ENQ conflict analyzer waits for 2s and try emission again, in case of 6 successive tries, analyzer will wait 10s (default is 10s) before another downloading request.

Analyzer is master in case of conflict.

Table 4: Discussion with conflict between Instrument and Host

Instrument	< >	Host
<ENQ>	>	
	<	<ENQ>
Wait 2 second...		
<ENQ>	>	
	<	<ACK>

Table 4: Discussion with conflict between Instrument and Host

Instrument	< >	Host
<STX>1...Data...<CR><ETX>xx<CR><LF>	>	
	<	<ACK>
<STX>2...Data...<CR><ETX>xx<CR><LF>	>	
	<	<ACK>
<EOT>	>	

### 1.3.3. Defect packet during discussion between Instrument and Host

Table 5: Defect packet during discussion between Instrument and Host

Instrument	< >	Host
<ENQ>	>	
	<	<ACK>
<STX>1...Data...<CR><ETX>xx<CR><LF>	>	
	<	<NAK>
<STX>1...Data...<CR><ETX>xx<CR><LF>	>	
	<	<ACK>
<STX>2...Data...<CR><ETX>xx<CR><LF>	>	
	<	<ACK>
<EOT>	>	

### 1.4. Flow control

Xon/Xoff protocol may be used on ABX instrument.



## 1.5. Interruptions

If the emission of results is started, the EOT interruption character will not be taking into consideration.

On the other hand, if the EOT interruption character is received during the frame preceding the results, the analyser will close its message by the terminal phase, then will wait for 20 s before to take the line again.

## 1.6. ASTM Data frame format

A sequential number located after the <STX> charcater is inserted into each Data frame. Frame number is set to 1 when transfer phase is initialized and is incremented by 1 for each frame up to 7 and then returns to 0.

Frame number is to permit receiver to distinguish between new and retransmitted frame, in case of retansmitted frame (after a <NAK> response from Host), frame number is not incremented: <STX>1...Data...<CR><ETX>xx<CR><LF>

Table 6: Frame format

ASTM field	Definition	Transmitted data	# of bytes	Comments
0	STX	\$02	1	
1	Frame number	1 to 7, 0, ...	1	Frame number is set to 1 and incremented by 1 for each frame up to 7 and then returns to 0
2	Data message		240 max.	Header, Patient, Order, Result & Comment messages
3	End of data message ETB if data message contains 240 characters ETX if end frame		1	
4	Checksum		2	
5	CRLF	\$0D \$0A	2	

## 1.6.1. Frame cheksum

According to ASTM E-1381 frame checksum (<STX>1...Data...<CR><ETX>xx<CR><LF>) is defined as modulo 256 of ASCII values sum between <STX> not included and <ETX> included characters: 1...Data...<CR><ETX>

## 2. Records general format specifications (ASTM 1394)

### 2.1. Codes of characters

ABX analysers use Standard ASCII characters set with codes between 32 and 127 (Codes from 0 to 31 are reserved for protocol).

The Escape delimiter is not used in the datas sent by analysers.

Data frames encapsulate Records defined by ASTM E-1394 norm, Records themselves encapsulate ASTM fields.

The record is inside Data frame: <STX>1...Data...<CR><ETX>xx<CR><LF>

Table 7: ASTM Records

Record ID	ASTM Definition
H	Header
P	Patient
O	Order
R	Result
C	Comment
Q	Query (Request information order)
S	Scientific Record
M	Manufacturer informations
L	Terminator record



## 2.2. Structure of Records

### 2.2.1. Structure of records for Order transmission

- H (Header)
- ..P (Patient)
- ..C (Patient Comments) Optional
- ... ..O (Order)
- ... ..C (Order Comments) Optional
- L (Terminator)

The transmission of an Order without Patient record is not allowed, but Patient record can be empty. Example: <STX>2P|1<CR><ETX>BB<CR><LF>.

The modification of a Patient is allowed only if the corresponding «Patient file» is not in process.

### 2.2.2. Structure of records for Result transmission

- H (Header)
- ..P (Patient)
- ..C (Patient Comments) Optional
- ... ..O (Order)
- ... ..C (Order Comments) Optional
- ... ..C (Run Alarms) Optional
- ..... .. R (Result)
- ..... .. C (Flag Result) Optional
- ..... .. R (Result)
- ..... .. C (Flag Result) Optional
- .....
- .....
- ..... .. R (Result)
- ..... .. C (Flag Result) Optional
- L (Terminator)

## 2.3. Description of Records

- Delimiter must be used even if field is free.
- Delimiters inside records are separate by «|» (ASCII \$7C).
- Delimiters inside fields are separate by «^» (ASCII \$5E).

### 2.3.1. Header record

R = Received by Pentra 400 from the Host

S = Send by Pentra 400 to the Host

Table 8: Header record fields

ASTM field	Definition	Transmitted data	Used for		Fields length
			R	S	
7.1.1	Record Type	H	✓	✓	1
7.1.2	Delimiters definition	idem standard:	✓	✓	4
7.1.3	Message Control ID				
7.1.4	Access Password				
7.1.5	Sender Name	Text		✓	15
7.1.6	Sender Address				
7.1.7	Reserved				
7.1.8	Sender Telephone Nb				
7.1.9	Characteristics of Sender				
7.1.10	Receiver ID				
7.1.11	Comments or Special Instructions				
7.1.12	Processing ID	P (=patient), Q (=control)		✓	1
7.1.13	Version Nb	E1394-97		✓	8
7.1.14	Date and Time of message	YYYYMMDDHHMMSS		✓	14



### 2.3.2. Patient record

Table 9: Patient record fields

ASTM field	Definition	Transmitted data	Used for		Fields length
			R	S	
8.1.1	Record Type	P	✓	✓	1
8.1.2	Sequence Nb	1, 2, 3...	✓	✓	1
8.1.3	Practice Assigned Patient ID				
8.1.4	Laboratory Assigned Patient ID	Patient Id (Advised for Work-flow management) The Space character is banned on the left and on the right of the text.	✓	✓	25
8.1.5	Patient ID No 3				
8.1.6	Patient Name	LASTNAME^FIRSTNAME	✓	✓	20^20
8.1.7	Mother's Maiden Name				
8.1.8	Birthdate	YYYYMMDD	✓	✓	8
8.1.9	Patient Sex	M (male), F (female) or U (unspecified).	✓	✓	1
8.1.10	Patient Race-Ethnic Origin				
8.1.11	Patient Address				
8.1.12	Reserved				
8.1.13	Patient Telephone Nb				
8.1.14	Attending Physician ID	Text	✓		20
8.1.15	Special Field 1				
8.1.16	Special Field 2				
8.1.17	Patient Height				
8.1.18	Patient Weight				

Table 9: Patient record fields

ASTM field	Definition	Transmitted data	Used for		Fields length
			R	S	
8.1.19	Patient's Known or Suspected Diagnosis				
8.1.20	Patient Active Medication				
8.1.21	Patient's Diet				
8.1.22	Practice Field 1				
8.1.23	Practice Field 2				
8.1.24	Admission and Discharge Dates				
8.1.25	Admission Status				
8.1.26	Location	Text	✓		20
8.1.27	Nature of Alternative Diagnostic Code and Classifiers				
8.1.28	Nature of Alternative Diagnostic Code and Classifiers				
8.1.29	Patient Religion				
8.1.30	Marital status				
8.1.31	Isolation Status				
8.1.32	Language				
8.1.33	Hospital Service				
8.1.34	Hospital Institution				
8.1.35	Dosage Category				

The fields above are filled following the demographic level of information present on the analyser.



### 2.3.3. Order record

Table 10: Order record fields

ASTM field	Definition	Transmitted data	Used for		Fields length
			R	S	
9.4.1	Record Type	O	✓	✓	1
9.4.2	Sequence Nb	1, 2, 3...	✓	✓	1
9.4.3	Specimen ID	Sample ID	✓		16
		Sample ID^rack^pos^replicate		✓	16+2+2+2
		"CONTROL"^rack^pos^replicate^Control Name^Lot N°  The Space character is banned on the left and on the right of the text.		✓	7+2+2+2+20+16
9.4.4	Instrument Specimen ID				
9.4.5	Universal Test ID	^^^Test code\^^^Test code... (from the Host) or empty from Pentra	✓		See Table 12, "Test codes", page 17
9.4.6	Priority	S (Stat) or R (Routine)	✓		1
9.4.7	Requested/Ordered Date and Time			✓	14
9.4.8	Specimen Collection Date and Time	YYYYMMDDHHMMSS	✓	✓	14
9.4.9	Collection End Time				
9.4.10	Collection Volume				
9.4.11	Collector ID				

Table 10: Order record fields

ASTM field	Definition	Transmitted data	Used for		Fields length
			R	S	
9.4.12	Action Code (See nota)	C: cancel request N: New request A: Add request Q: <i>send a control</i>	✓	✓	1 mandatory for reception (C/A/N)
9.4.13	Danger Code				
9.4.14	Relevant Clinical Informations				
9.4.15	Date/Time Specimen Received				
9.4.16	Specimen Descriptor	1: Serum / Plasma 2: Urine 3: Others (See Table 12, "Test codes", page 17)  Empty if control	✓	✓	1 (mandatory)
9.4.17	Ordering Physician			✓	20
9.4.18	Physician Tel Nb				
9.4.19	User Field 1				
9.4.20	User Field 2				
9.4.21	Laboratory Field 1				
9.4.22	Laboratory Field 2				
9.4.23	Date and Time Results reported or last modified				
9.4.24	Instrument Charge to Computer System				
9.4.25	Instrument Section ID				
9.4.26	Report Types	F: final		✓	1
9.4.27	Reserved				



Table 10: Order record fields

ASTM field	Definition	Transmitted data	Used for		Fields length
			R	S	
9.4.28	Location or Ward of Specimen Collection				
9.4.29	Nosocomial Infection Flag				
9.4.30	Specimen Service			✓	20
9.4.31	Specimen institution				



If the Action Code ( field 9.4.12) is «A» for the first download, the order is created on the instrument.

### 2.3.4. Result record

Table 11: Result record fields

ASTM field	Definition	Transmitted data	Used for		Fields length
			R	S	
10.1.1	Record Type	R		✓	1
10.1.2	Sequence Nb	1, 2, 3...		✓	1
10.1.3	Universel Test ID* ( See Test Codes table)	^^^Test code ^ Test Name		✓	See Table 12, "Test codes", page 17
10.1.4	Data or Measurement Value	Text xxx.xxx		✓	Max 11
10.1.5	Units	See Unities table		✓	2
10.1.6	Reference Range	Normal L to Normal H Panic L to Panic H			

Table 11: Result record fields

ASTM field	Definition	Transmitted data	Used for		Fields length
			R	S	
10.1.7	Result Abnormal Flag	L,H,A		✓	2
10.1.8	Nature of Abnormality Testing				
10.1.9	Result Status	M: Operator Modified F: final result C: rerun result		✓	1
10.1.10	Date of Change in Normative Values or Units				
10.1.11	Operator Identification				
10.1.12	Date/Time Test Starting	YYYYMMDDHHMMSS		✓	14
10.1.13	Date/Time Test Completed				
10.1.14	Instrument Identification				

The transmitted numerical values correspond to the rounded values displayed on the analysers, therefore, they never exceed 6 characters.

The transmitted units are the ones parametrized by the method user.

\*:The Test codes Tables should be updatable on the Host according to the test definition, for the Open Channels, freely definable by the user. The test Codes available on Pentra 400 are between 000 and 999.The calculated parameters available on Pentra 400 are from 1000.

For example of calculated parameter: if Test Name «Ratio» = APO-A1/ APO-B (Test Code 1001), the LIS have to send only the test code 1001 in the Order record field «O» 9.4.5 to received results for Ratio with APO-A1 and APO-B parameters .

The relation between "Test Name" and "Specimen " should be respected according to the table below (only the orders created with the right relation will be accepted in the worklist):



Table 12: Test codes

Test Code	Test Name	Specimen	Test Code	Test Name	Specimen	Test Code	Test Name	Specimen
1			25	GluP	1	49	C4C	1
2			26	GluP-U	2	50	CRP	1
3	ALP	1	27	GluK	1	51	Ferri	1
4	ALT	1	28			52	HAPT	1
5	AST	1	29	Iron	1	53	A1c-WB	3
6	Amy	1	30	Lact	1	54	A1c-H	3
7	Amy-U	2	31	Magn	1	55	THb-WB	3
8	CK	1	32	Phos	1	56	THb-H	3
9	CK-MB	1	33	Phos-U	2	57	IgA	1
10	GGT	1	34	TP	1	58	IgG	1
11	LDH_R	1	35	TPU	2	59	IgM	1
12	Lipase	1	36	Trigly	1	60	Kappa	1
13	Alb	1	37	UA	1	61	Lambda	1
14	Bili-T	1	38	UA-U	2	62		
15	Bili-D	1	39	Urea	1	63	Myo	1
16	Calcium	1	40	Urea-U	2	64	Oroso	1
17	Calc-U	2	41	AAT	1	65	Prealb	1
18	C_Chol	1	42	Alb-T	1	66	RF	1
19	C_HDL	1	43	μALB-U	2	67	Transf	1
20	C_LDL	1	44	Apo-A1	1	68	UIBC	1
21	CO2	1	45	Apo-B	1	69	Carba	1
22	Crea	1	46	ASO	1	70	Digo	1
23	Crea-U	2	47	CER	1	71	Phenob	1
24	Fructo	1	48	C3C	1	72	Phenyt	1

Table 12: Test codes

Test Code	Test Name	Specimen	Test Code	Test Name	Specimen	Test Code	Test Name	Specimen
73	Theo	1	85			97		
74	Valp	1	86			98		
75			87			99		
76			88			100	CL_S	1
77			89			101	Na_S	1
78	ALPMR	1	90			102	K_S	1
79	TPR	1	91			103	CL_U	2
80	CAR	1	92			104	Na_U	2
81	CARU	2	93			105	K_U	2
82	LDH	1	94					
83			95			.../...		
84			96			600	T1	



### 2.3.5. Terminator record

Table 13: Terminator record

ASTM field	Definition	Transmitted data	Fields length
13.1.1	Record type	L	1
13.1.2	Sequence number	1	1
13.1.3	Termination code	N: Normal I: No information available for last query	1

### 2.3.6. Flags and alarms

#### 2.3.6.1. Analytical alarms

All the results with an analytical flag are identified and transmitted by the following way:

- «A» for Abnormal in the field 10.1.7 of the result.
- The result record is following by a comment record. In this comment record are all the flags, separated by a delimiter (^).

Table 14: Flags

Flags
SAMPLE_LIMIT
NOISE_A NOISE_B NOISE_C NOISE_D
(1)LINEARITY_LOW (2)LINEARITY_HIGH
(1)CONF_RANGE_LOW (2)CONF_RANGE_HIGH

Table 14: Flags

Flags
(1)CONF_RANGE_LOW_W (2)CONF_RANGE_HIGH_W
(1)CONF_RANGE_LOW_W1 (2)CONF_RANGE_HIGH_W1
(1)CONF_RANGE_LOW_W2 (2)CONF_RANGE_HIGH_W2
(1)CONF_RANGE_LOW_W3 (2)CONF_RANGE_HIGH_W3
(1)CONF_RANGE_LOW_W4 (2)CONF_RANGE_HIGH_W4
(1)CONF_RANGE_LOW_W5 (2)CONF_RANGE_HIGH_W5
(1)CONF_RANGE_LOW_W6 (2)CONF_RANGE_HIGH_W6
WESTGARD_RULE_4
WESTGARD_RULE_5
WESTGARD_RULE_7
(1)CRITICAL_LOW (2)CRITICAL_HIGH
(1)NORM_RANGE_LOW (2)NORM_RANGE_HIGH
(1)CALC_RANGE_LOW (2)CALC_RANGE_HIGH



### 2.3.6.2. Biological flags

All the results with a biological flag are identified and transmitted by the following way:  
The field 10.1.7 of the record result is filled with one of those identifiers: «L / H».

### 2.3.7. Comment record

Table 15: Comments record fields

ASTM field	Definition	Transmitted data	Used for		Fields length
			R	S	
11.1.1	Record Type	C	✓	✓	1
11.1.2	Sequence Nb	1, 2,3...	✓	✓	1
11.1.3	Comment Source	I clinical instrument system		✓	1
11.1.4	Comment Text	Text	✓	✓	Comment Text dependent
11.1.5	Comment Type	G:Free text I: Instrument flag comment		✓	1

### 2.3.8. Units

Units are transmitted in the field 10.1.5 of the record result.

Table 16: Units

	Units		Units		Units
1	Ref	17	µg/dL	33	IU/dL
2	mol/L	18	ng/L	34	mIU/L
3	mol/dL	19	ng/dL	35	mIU/dL
4	mmol/L	20	mg/mL	36	mIU/mL
5	mmol/dL	21	µg/mL	37	mval/L
6	µmol/L	22	ng/mL	38	mEq/L
7	µmol/dL	23	pg/mL	39	%
8	nmol/L	24	µkat/L	40	s
9	nmol/dL	25	nkat/L	41	KU/L
10	pmol/L	26	U/L	42	kIU/L
11	pmol/dL	27	U/dL	43	g/mol
12	g/L	28	mU/L	44	mg/g
13	g/dL	29	mU/dL	45	Δ A
14	mg/L	30	U/mL	46	Δ A/min
15	mg/dL	31	mU/mL	47	Δ %
16	µg/L	32	IU/L	48	IU/mL



### 2.3.9. QUERY mode

The E1394 protocol imposes a specific treatment for the request to the LIS. The characteristics of this treatment are the followings:

#### 2.3.9.1. Emission of a request to the LIS.

Table 17: Request information record fields

ASTM field	Definition	Transmitted data	Used for		Fields length
			R	S	
12.1.1	Record Type	Q	✓	✓	1
12.1.2	Sequence Nb	1	✓	✓	1
12.1.3	Starting Range ID Number	^SID	✓	✓	1+16
12.1.4	Ending Range ID Number				
12.1.5	Universal Test ID	All		✓	
12.1.6	Nature of Request Time limits				
12.1.7	Beginning Request Result Date & Time				
12.1.8	Ending Request Result Date & Time				
12.1.9	Requesting Physician name				
12.1.10	Requesting Physician Tel N°				
12.1.11	User Field 1				
12.1.12	User Field 2				
12.1.13	Request information Status code	O: test informations and demographic request (no results) X: Request cancelled	✓	✓	

#### 2.3.9.2. Test order on request reception

- Query messages are generated by P400 at each Barcode reading cycle for tubes unknown on worklist.
- A Query message is composed by the sequence H,Q,L. The Q record contains 1 SID.
- For each Query message, a response from the Host is expected. If the response is not received after a delay of 10 seconds, P400 will try to send 3 times the Query message.
- They are 3 cases of response returned by the Host (See Table 18: "Example: tube 2312019", page 20, which is a description of case 1 and case 2):

1. An order is matched for the SID: The response message is built by the following sequence of records H, P, O, L.
2. There is no order matched for the SID: The response message is built by the sequence of records: H,Q, L with «X» for 12.1.13 field (Request information Status code).
3. There is no order matched for the SID: The response message is built by the sequence of records: H, L with «I» for 13.1.3 field (Termination code). In this case, P400 will try to send 3 times the Query message.

The color of the line defines the transmission way:

- From HOST to PENTRA
- From PENTRA to HOST

Table 18: Example: tube 2312019

Query for the tube 2312019	
<ENQ>	
<ACK>	
<STX>1H \^&       P E1394-97 20050111111131<CR><ETX>6A<CR><LF>	
<ACK>	
<STX>2Q 1 ^2312019  ALL       0<CR><ETX>7C<CR><LF>	
<ACK>	
<STX>3L 1 N<CR><ETX>06<CR><LF>	
<ACK>	
<EOT>	



Table 18: Example: tube 2312019

```

Answer for the tube 2312019 (with programming)
<ENQ>
<ACK>
<STX>1H|\^&|||ABX|||||P|E1394-97|20050111111502<CR><ETX>47<CR><LF>
<ACK>
<STX>2P|1||PID001||NAME^FIRSTNAME||19641223|M||||PRESCRIPTOR|||||||LOCATION
<CR><ETX>14<CR><LF>
<ACK>
<STX>3C|1||PATIENT COMMENT|<CR><ETX>38<CR><LF>
<ACK>
<STX>4O|1|2312019||^13\^^12\^^14\^^32\^^34\^^37\^^39||||19900522105500||
|A||||1<CR><ETX>4F<CR><LF>
<ACK>
<STX>5C|1||ORDER COMMENT<CR><ETX>A1<CR><LF>
<ACK>
<STX>6L|1|N<CR><ETX>09<CR><LF>
<ACK>
<EOT>
  
```

Table 18: Example: tube 2312019

```

Answer for the tube 2312019 (without programming)
<ENQ>
<ACK>
<STX>1H|\^&|||ABX|||||P|E1394-97|20050111111502<CR><ETX>47<CR><LF>
<ACK>
<STX>2Q|1|^2312019|||||||X<CR><ETX>AC<CR><LF>
<ACK>
<STX>3L|1|N<CR><ETX>06<CR><LF>
<ACK>
<EOT>
  
```

### 3. Management of errors

#### 3.1. Field acceptance

- Only the fields described with their specified length, in previous tables, are used by HORIBA ABX instruments.
- Length of field can be less than maximum value but must not be more.
- Only «Sample ID», «Action Code», «Specimen descriptor» and «Test» fields from Order record must be informed, all other fields are optional.
- If the length of the «Sample ID» is longer than the one defined in the order ( See “9.4.3”, page 15 , table10 [order record fields](#), ), the request is rejected.
- Concerning the «Sample ID», if there is space character on the left and on the right of the text or if the field is too much longer, the request is rejected.
- Concerning the «Patient ID», if there is space character on the left and on the right of the text or if the field is too much longer, the request is accepted but the «Patient Demographics» will be rejected.
- Concerning the «First Name», «Last Name», «Department» and «Physician» fields, the space characters on the left, on the right and all the characters upper than the defined value (20 characters) are deleted.



### 3.2. During Instrument transmission

During a single result transmission by the instrument, if the host lost the transmission (Time-Out or EOT) the full message will be transmitted again after a parametrable delay (10s by default).

In case of long files with several results the re-transmission will be done from the result lost to the end.

After 6 consecutive NAKs detected the sent file is differed to later transmission.

### 3.3. During Host transmission

According to E-1381 protocol, error management of Time-out, Checksum and frame number, in case of none respect of these norms, will return NAK (or communication will be halted). In case of transmission of long files (Worklist upload for example), files previously transmitted before transmission error will be interpreted and managed by the instrument, others will not be used.

According to E-1394 protocol, all Orders without «Sample ID» or with «Sample ID» superiors to 16 characters, will not be interpreted by the instrument.

## 4. Example of data frame

### 4.1. Example of Order sent by Host

The color of the line defines the transmission way:

From HOST to PENTRA

From PENTRA to HOST

Table 19: Example of Order sent by Host

```
<ENQ>
<STX>1H|\^&||ABX|||||P|E1394-97|20031118154840<CR><ETX>59<CR><LF>
<ACK>
<STX>2P|1||PID12345||LASTNAME^FIRSTNAME||19641223|M||||Prescriptor|||||||Loca-
tion<CR><ETX>D6<CR><LF>
<ACK>
<STX>3C|1||Patient Comment|<CR><ETX>B8<CR><LF>
<ACK>
<STX>4O|1|2312015||^^^13^^^29|R||20031117||||N|||1<CR><ETX>25<CR><LF>
<ACK>
<STX>5C|1||Order Comment|<CR><ETX>E1<CR><LF>
<ACK>
<STX>6L|1|N<CR><ETX>09<CR><LF>
<ACK>
<EOT>
```

*NB: A test requested by the Host is created only if the corresponding test application is activated ( whatever the reagent status is).*



## 4.2. Example of Result sent by instrument

The color of the line defines the transmission way:

- From HOST to PENTRA
- From PENTRA to HOST

Table 20: Example of Result sent by instrument

<ENQ>
<ACK>
<STX>1H \^&  01     P E1394-97 20031118162410<CR><ETX>D7<CR><LF>
<ACK>
<STX>2P 1  PID12345  LASTNAME^FIRSTNAME  19641223 M<CR><ETX>C4<CR><LF>
<ACK>
<STX>3C 1  Patient Comment G<CR><ETX>FF<CR><LF>
<ACK>
<STX>4O 1 2312015    20031118154703 20031117000000     1 Prescriptor     F    Loca- tion<CR><ETX>EE<CR><LF>
<ACK>
<STX>5C 1  Order Comment G<CR><ETX>28<CR><LF>
<ACK>
<STX>6R 1 ^^^1002^RATIO 5.54 2  A  F  18991230000000<CR><ETX>1D<CR><LF>
<ACK>
<STX>7C 1  Flag^NORM_RANGE <CR><ETX>69<CR><LF>
<ACK>
<STX>0R 2 ^^^13^ALB 5.5494 6  H  F  20031118162203<CR><ETX>7E<CR><LF>
<ACK>
<STX>1C 1  Flag^NORM_RANGEH <CR><ETX>5F<CR><LF>

Table 20: Example of Result sent by instrument

<ACK>
<STX>2R 3 ^^^29^IRON1 -0.01262 6  L  F  20031118162215<CR><ETX>76<CR><LF>
<ACK>
<STX>3C 1  Flag^NORM_RANGE <CR><ETX>65<CR><LF>
<ACK>
<STX>4L 1 N<CR><ETX>07<CR><LF>
<ACK>
<EOT>



## 5. Contact

### **HORIBA ABX**

Parc Euromédecine

Rue du Caducée

BP 7290

34184 MONTPELLIER Cedex 4 - FRANCE

Tel: (33) (0)4 67 14 15 16

Fax: (33) (0)4 67 14 15 17

ABX ONLINE:<http://www.horiba-abx.com>