 **HORIBA ABX** Montpellier

\_\_\_\_\_

\_\_\_\_\_

\_\_\_\_\_

\_\_\_\_\_

# HORIBA ABX

## Output format for Biochemistry Analyzers

ABX Pentra 400  
RAA025CA

\_\_\_\_\_


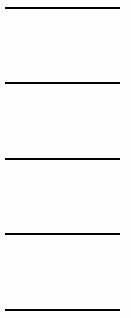
\_\_\_\_\_

\_\_\_\_\_

**HORIBA**ABX  
Diagnostics



Modifications from  
index A to C





## Modifications from index A to B

*You will find below the listing of modifications which occur in this output format document from index A to B:*

### 1- About form:

- New name company and new logo.
- Use of the ABX Pentra 400 corporate Blue for table, heading title...

### 2- About content:

#### **page 10**

- Addition of the following sentence in paragraph 2.2.1. **Structure of records for Order transmission:** «The modification of a Patient is allowed only if the corresponding «Patient file» is not in process.
- Suppression of paragraph 2.2.2. **Instrument patient file modification by Host.**
- Modification of paragraph 2.3. **Description of records:** The informations relating to Fields are more detailed and transferred in the new paragraph 3.1. **Field acceptance.**

#### **page 12,13**

- **table10: Order record fields:**  
ASTM field 9.4.3: division of this section table into 2 parts:
  - first part: Sample ID/ used for Receive/ fields length:16
  - second part: Sample ID, rack, pos, replicate, Control name, lot N°/ used for Send/ fields length: 16+2+2+2+20+16Informations relating to Control name, lot N° are not available at that time.
- ASTM field 9.4.8: used for Receive (R) AND Send (S).
- ASTM field 9.4.12: used for Receive but NOT for Send; information relating to sending a control (Q) is not available at that time.
- ASTM field 9.4.17: used for Send but NOT for Receive.
- ASTM field 9.4.26: C (correction),I (waiting for treatment),Y (no test order for this sampling), Z (no record for this patient) and Q (answer to a Query) fields are suppressed.
- ASTM field 9.4.30: used for Send but NOT for Receive.

- **table11: Result record fields:**  
ASTM field 10.1.9: new designation of «operator modified» : M instead of V.

#### **page 14**

- **table12: new test codes** ( new application, new reagent...)

#### **page 16**

- **paragraph 2.3.8. Query mode:** available now.
- **table 16: Request information record fields:**  
ASTM field 12.1.3: transmitted date: only SID with fields length :1+16.  
ASTM field 12.1.5: transmitted date: ALL; used for SEND.
- Addition of the following sentence in **paragraph 2.3.8.2. Test order on request reception:**  
«Query messages are generated by P400 at each Barcode reading cycle for tubes unknowned on worklist.»

#### **page 19**

- **table 18: Exemple:** tube 2312019.



## Modifications from index B to C

*You will find below the listing of modifications which occur in this output format document from index B to C:*

### *page 12*

- [table 8: Header record fields](#);
- [ASTM field 7.1.13](#): Field length: 8 instead of 7.

### *page 17*

- Addition of a new paragraph [2.3.5. Termination record](#).
- [table12](#): new [test codes](#) ( new application)

### *page 19*


- [paragraph 2.3.9.2. Test Order on request reception](#):  
They are 3 cases of response returned by the Host (instead of 2).
  - correction of the «X» in the sentence ( instead of «x»)
  - description of the third case.

### *page 21*

- [table 19: Example of order sent by Host](#):  
Addition of a nota under the table.


### *page 22*

- addition of the following sentence under [table 19](#):»A test requested by the host is created only if the corresponding test application is activated ( whatever the reagent status is)» .



# Chapter 1

## Introduction





## Introduction



### Index of chapters

[RS232 connection](#)  
[ASTM Format](#)



# Chapter 2

## Physical Connection

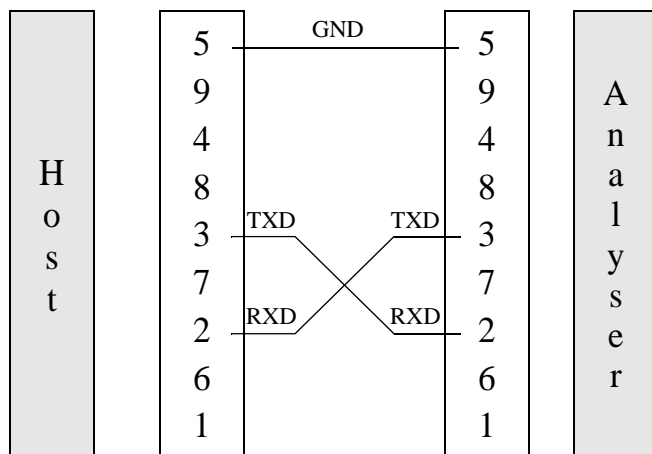





## RS232 connection


### 1. Instrument RS DB9

The Pentra 400 RS port connector is a standart DB-9 male connector





# Chapter 3 ASTM Format





## ASTM Format

HORIBA ABX analyzers format responds to the ASTM specifications E-1381 & E-1394:

- E-1381: Standard specification for Low Level protocol to transfer messages between clinical or laboratory instruments and computer systems.
- E-1394: Standard specification for transferring Information between clinical or laboratory instruments and computer systems.

### 1. Connection specifications (ASTM E-1381)

#### 1.1. Hardware and software characteristics

You can setup Baud rate, Parity, Stop bit,...

Hardware setting of the interface: Connect the Host and the instrument by the DB9 serial port.

#### 1.2. Output data characteristics

Characters: ASCII

Maximum message length: 247 characters.

Analyzer manages Xon/Xoff protocol.

### 1.3. Communication protocol

Table 1: Standard control characters

Control String	Hexadecimal value
<ENQ>	\$05
<ACK>	\$06
<NAK>	\$15
<STX>	\$02
<ETX>	\$03
<CR>	\$0D
<LF>	\$0A
<EOT>	\$04

#### 1.3.1. Instrument\Host connexion

Table 2: Typical discussion between Instrument and Host

Instrument	< >	Host
<ENQ>	>	
	<	<ACK>
<STX>1...Data...<CR><ETX>xx<CR><LF>	>	
	<	<ACK>
<STX>2...Data...<CR><ETX>xx<CR><LF>	>	
	<	<ACK>
<EOT>	>	



Table 3: Typical discussion between Host and Instrument

Instrument	< >	Host
	<	<ENQ>
<ACK>	>	
	<	<STX>1...Data...<CR><ETX>xx<CR><LF>
<ACK>	>	
	<	<STX>2...Data...<CR><ETX>xx<CR><LF>
<ACK>	>	
	<	<EOT>

### 1.3.2. Discussion with conflict between Instrument and Host

Number of transmission if negative answer: 6  
 Timeout: 15s  
 Special timing: None  
 Description of other specific treatments: None

In case of ENQ\ENQ conflict analyzer waits for 2s and try emission again, in case of 6 successive tries, analyzer will wait 10s (default is 10s) before another downloading request.

Analyzer is master in case of conflict.

Table 4: Discussion with conflict between Instrument and Host

Instrument	< >	Host
<ENQ>	>	
	<	<ENQ>
Wait 2 second...		
<ENQ>	>	
	<	<ACK>

Table 4: Discussion with conflict between Instrument and Host

Instrument	< >	Host
<STX>1...Data...<CR><ETX>xx<CR><LF>	>	
	<	<ACK>
<STX>2...Data...<CR><ETX>xx<CR><LF>	>	
	<	<ACK>
<EOT>	>	

### 1.3.3. Defect packet during discussion between Instrument and Host

Table 5: Defect packet during discussion between Instrument and Host

Instrument	< >	Host
<ENQ>	>	
	<	<ACK>
<STX>1...Data...<CR><ETX>xx<CR><LF>	>	
	<	<NAK>
<STX>1...Data...<CR><ETX>xx<CR><LF>	>	
	<	<ACK>
<STX>2...Data...<CR><ETX>xx<CR><LF>	>	
	<	<ACK>
<EOT>	>	

### 1.4. Flow control

Xon/Xoff protocol may be used on ABX instrument.



## 1.5. Interruptions

If the emission of results is started, the EOT interruption character will not be taking into consideration.

On the other hand, if the EOT interruption character is received during the frame preceding the results, the analyser will close its message by the terminal phase, then will wait for 20 s before to take the line again.

## 1.6. ASTM Data frame format

A sequential number located after the <STX> charcater is inserted into each Data frame. Frame number is set to 1 when transfer phase is initialized and is incremented by 1 for each frame up to 7 and then returns to 0.

Frame number is to permit receiver to distinguish between new and retransmitted frame, in case of retansmitted frame (after a <NAK> response from Host), frame number is not incremented: <STX>1...Data...<CR><ETX>xx<CR><LF>

Table 6: Frame format

ASTM field	Definition	Transmitted data	# of bytes	Comments
0	STX	\$02	1	
1	Frame number	1 to 7, 0, ...	1	Frame number is set to 1 and incremented by 1 for each frame up to 7 and then returns to 0
2	Data message		240 max.	Header, Patient, Order, Result & Comment messages
3	End of data message ETB if data message contains 240 characters ETX if end frame		1	
4	Checksum		2	
5	CRLF	\$0D \$0A	2	

## 1.6.1. Frame cheksum

According to ASTM E-1381 frame checksum (<STX>1...Data...<CR><ETX>xx<CR><LF>) is defined as modulo 256 of ASCII values sum between <STX> not included and <ETX> included characters: 1...Data...<CR><ETX>

## 2. Records general format specifications (ASTM 1394)

### 2.1. Codes of characters

ABX analysers use Standard ASCII characters set with codes between 32 and 127 (Codes from 0 to 31 are reserved for protocol).

The Escape delimiter is not used in the datas sent by analysers.

Data frames encapsulate Records defined by ASTM E-1394 norm, Records themselves encapsulate ASTM fields.

The record is inside Data frame: <STX>1...Data...<CR><ETX>xx<CR><LF>

Table 7: ASTM Records

Record ID	ASTM Definition
H	Header
P	Patient
O	Order
R	Result
C	Comment
Q	Query (Request information order)
S	Scientific Record
M	Manufacturer informations
L	Terminator record



## 2.2. Structure of Records

### 2.2.1. Structure of records for Order transmission

- H (Header)
- .. P (Patient)
- .. C (Patient Comments) Optional
- ... .....O (Order)
- ... .....C (Order Comments) Optional
- L (Terminator)

The transmission of an Order without Patient record is not allowed, but Patient record can be empty. Example: <STX>2P|1<CR><ETX>BB<CR><LF>.

The modification of a Patient is allowed only if the corresponding «Patient file» is not in process.

### 2.2.2. Structure of records for Result transmission

- H (Header)
- .. P (Patient)
- .. C (Patient Comments) Optional
- ... .....O (Order)
- ... .....C (Order Comments) Optional
- ... .....C (Run Alarms) Optional
- ..... R (Result)
- ..... C (Flag Result) Optional
- ..... R (Result)
- ..... C (Flag Result) Optional
- .....
- .....
- ..... R (Result)
- ..... C (Flag Result) Optional
- L (Terminator)

## 2.3. Description of Records

- Delimiter must be used even if field is free.
- Delimiters inside records are separate by «|» (ASCII \$7C).
- Delimiters inside fields are separate by «^» (ASCII \$5E).

### 2.3.1. Header record

R = Received by Pentra 400 from the Host

S = Send by Pentra 400 to the Host

Table 8: Header record fields

ASTM field	Definition	Transmitted data	Used for		Fields length
			R	S	
7.1.1	Record Type	H	✓	✓	1
7.1.2	Delimiters definition	idem standard:	✓	✓	4
7.1.3	Message Control ID				
7.1.4	Access Password				
7.1.5	Sender Name	Text		✓	15
7.1.6	Sender Address				
7.1.7	Reserved				
7.1.8	Sender Telephone Nb				
7.1.9	Characteristics of Sender				
7.1.10	Receiver ID				
7.1.11	Comments or Special Instructions				
7.1.12	Processing ID	P		✓	1
7.1.13	Version Nb	E1394-97		✓	8
7.1.14	Date and Time of message	YYYYMMDDHHMMSS		✓	14



### 2.3.2. Patient record

Table 9: Patient record fields

ASTM field	Definition	Transmitted data	Used for		Fields length
			R	S	
8.1.1	Record Type	P	✓	✓	1
8.1.2	Sequence Nb	1, 2, 3...	✓	✓	1
8.1.3	Practice Assigned Patient ID				
8.1.4	Laboratory Assigned Patient ID	Patient Id (Advised for Workflow management) The Space character is banned on the left and on the right of the text.	✓	✓	25
8.1.5	Patient ID No 3				
8.1.6	Patient Name	LASTNAME^FIRSTNAME	✓	✓	20^20
8.1.7	Mother's Maiden Name				
8.1.8	Birthdate	YYYYMMDD	✓	✓	8
8.1.9	Patient Sex	M (male), F (female) or U (unspecified).	✓	✓	1
8.1.10	Patient Race-Ethnic Origin				
8.1.11	Patient Address				
8.1.12	Reserved				
8.1.13	Patient Telephone Nb				
8.1.14	Attending Physician ID	Text	✓		20
8.1.15	Special Field 1				
8.1.16	Special Field 2				
8.1.17	Patient Height				
8.1.18	Patient Weight				

Table 9: Patient record fields

ASTM field	Definition	Transmitted data	Used for		Fields length
			R	S	
8.1.19	Patient's Known or Suspected Diagnosis				
8.1.20	Patient Active Medication				
8.1.21	Patient's Diet				
8.1.22	Practice Field 1				
8.1.23	Practice Field 2				
8.1.24	Admission and Discharge Dates				
8.1.25	Admission Status				
8.1.26	Location	Text	✓		20
8.1.27	Nature of Alternative Diagnostic Code and Classifiers				
8.1.28	Nature of Alternative Diagnostic Code and Classifiers				
8.1.29	Patient Religion				
8.1.30	Marital status				
8.1.31	Isolation Status				
8.1.32	Language				
8.1.33	Hospital Service				
8.1.34	Hospital Institution				
8.1.35	Dosage Category				

The fields above are filled following the demographic level of information present on the analyser.



### 2.3.3. Order record

Table 10: Order record fields (control transmission are not available at this time of publication)

ASTM field	Definition	Transmitted data	Used for		Fields length
			R	S	
9.4.1	Record Type	O	✓	✓	1
9.4.2	Sequence Nb	1, 2, 3...	✓	✓	1
9.4.3	Specimen ID	Sample ID	✓		16
		Sample ID <sup>rack</sup> pos <sup>repli-</sup> cate <sup>Control Name</sup> Lot N°(not available at this time). The Space character is banned on the left and on the right of the text.		✓	16+2+2+2+20+16
9.4.4	Instrument Specimen ID				
9.4.5	Universal Test ID	^^^Test code^^^Test code... (from the Host) or empty from Pentra	✓		See Table 12, "Test codes", page 17
9.4.6	Priority	S (Stat) or R (Routine)	✓		1
9.4.7	Requested/Ordered Date and Time			✓	14
9.4.8	Specimen Collection Date and Time	YYYYMMDDHHMMSS	✓	✓	14
9.4.9	Collection End Time				
9.4.10	Collection Volume				
9.4.11	Collector ID				

Table 10: Order record fields (control transmission are not available at this time of publication)

ASTM field	Definition	Transmitted data	Used for		Fields length
			R	S	
9.4.12	Action Code (See nota)	C: cancel request N: New request A: Add request Q: send a control (not available at this time)	✓		1 obligatory for reception (C/A/N)
9.4.13	Danger Code				
9.4.14	Relevant Clinical Informations				
9.4.15	Date/Time Specimen Received				
9.4.16	Specimen Descriptor	1: Serum / Plasma 2: Urine 3: Others (See Table 12, "Test codes", page 17)	✓	✓	1 (obligatory)
9.4.17	Ordering Physician			✓	20
9.4.18	Physician Tel Nb				
9.4.19	User Field 1				
9.4.20	User Field 2				
9.4.21	Laboratory Field 1				
9.4.22	Laboratory Field 2				
9.4.23	Date and Time Results reported or last modified				
9.4.24	Instrument Charge to Computer System				
9.4.25	Instrument Section ID				
9.4.26	Report Types	F: final		✓	1
9.4.27	Reserved				



Table 10: Order record fields (control transmission are not available at this time of publication)

ASTM field	Definition	Transmitted data	Used for		Fields length
			R	S	
9.4.28	Location or Ward of Specimen Collection				
9.4.29	Nosocomial Infection Flag				
9.4.30	Specimen Service			✓	20
9.4.31	Specimen institution				



If the Action Code ( field 9.4.12) is «A» for the first download, the order is created on the instrument.

### 2.3.4. Result record

Table 11: Result record fields

ASTM field	Definition	Transmitted data	Used for		Fields length
			R	S	
10.1.1	Record Type	R		✓	1
10.1.2	Sequence Nb	1, 2, 3...		✓	1
10.1.3	Universal Test ID* ( See Test Codes table)	^^^Test number ^ Test Name		✓	7
10.1.4	Data or Measurement Value	Text xxx.xxx		✓	Max 11
10.1.5	Units	See Unities table		✓	2
10.1.6	Reference Range	Normal L to Normal H Panic L to Panic H			
10.1.7	Result Abnormal Flag	L,H,LL,HH,>,<,A		✓	2
10.1.8	Nature of Abnormality Testing				

Table 11: Result record fields

ASTM field	Definition	Transmitted data	Used for		Fields length
			R	S	
10.1.9	Result Status	M: Operator Modified F: final result C: rerun result		✓	1
10.1.10	Date of Change in Normative Values or Units				
10.1.11	Operator Identification				
10.1.12	Date/Time Test Starting	YYYYMMDDHHMMSS		✓	14
10.1.13	Date/Time Test Completed				
10.1.14	Instrument Identification				

The transmitted numerical values correspond to the rounded values displayed on the analysers, therefore, they never exceed 6 characters.  
The transmitted units are the ones parametrized by the method user.

\*:The Test codes Tables should be updatable on the Host according to the test definition, for the Open Channels, freely definable by the user. The test Codes available on Pentra 400 are between 000 and 999. The calculated parameters available on Pentra 400 are from 1000.

For example of calculated parameter: if Test Name «Ratio» = APO-A1/ APO-B (Test Code 1001), the LIS have to send only the test code 1001 in the Order record field «O» 9.4.5 to received results for Ratio with APO-A1 and APO-B parameters .

The relation between "Test Name" and "Specimen " should be respected according to the table below (only the orders created with the right relation will be accepted in the worklist):



Table 12: Test codes

Test Code	Test Name	Specimen	Test Code	Test Name	Specimen	Test Code	Test Name	Specimen
001			025	GluP	1	049	C4C	1
002			026	GluP-U	2	050	CRP	1
003	ALP_R	1	027	GluK	1	051	Ferri	1
004	ALT	1	028	LDH		052	HAPT	1
005	AST	1	029	Iron	1	053	A1c-WB	3
006	Amy	1	030	Lact	1	054	A1c-H	3
007	Amy-U	2	031	Magn	1	055	THb-WB	3
008	CK	1	032	Phos	1	056	THb-H	3
009	CK-MB	1	033	Phos-U	2	057	IgA	1
010	GGT	1	034	TP	1	058	IgG	1
011	LDH_R	1	035	TPU	2	059	IgM	1
012	Lipase	1	036	Trigly	1	060	Kappa	1
013	Alb	1	037	UA	1	061	Lambda	1
014	Bili-T	1	038	UA-U	2	062		
015	Bili-D	1	039	Urea	1	063	Myo	1
016	Calcium	1	040	Urea-U	2	064	Oroso	1
017	Calc-U	2	041	AAT	1	065	Prealb	1
018	C_Chol	1	042	Alb-T	1	066	RF	1
019	C_HDL	1	043	μALB-U	2	067	Transf	1
020	C_LDL	1	044	Apo-A1	1	068	UIBC	1
021	CO2	1	045	Apo-B	1	069	Carba	1
022	Crea	1	046	ASO	1	070	Digo	1
023	Crea-U	2	047	CER	1	071	Phenob	1
024	Fructo	1	048	C3C	1	072	Phenynt	1

Table 12: Test codes

Test Code	Test Name	Specimen	Test Code	Test Name	Specimen	Test Code	Test Name	Specimen
073	Theo	1	085			097		
074	Valp	1	086			098		
075	Crea_R	1	087			099		
076	Crea_Ru	2	088			100	CL_S	1
077	ALP	1	089			101	Na_S	1
078	ALPMR	1	090			102	K_S	1
079	TP_R	1	091			103	CL_U	2
080	CA_R	1	092			104	Na_U	2
081	CA_RU	2	093			105	K_U	2
082			094					
083			095			.../...		
084			096			600	T1	



### 2.3.5. Terminator record

Table 13: Terminator record

ASTM field	Definition	Transmitted data	Fields length
13.1.1	Record type	L	1
13.1.2	Sequence number	1	1
13.1.3	Termination code	N: Normal I: No information available for last query	1

### 2.3.6. Flags and alarms

#### 2.3.6.1. Analytical alarms

All the results with an analytical flag are identified and transmitted by the following way:  
 - «A» for Abnormal in the field 10.1.7 of the result.  
 - The result record is following by a comment record. In this comment record are all the flags, separated by a delimiter (^).

Table 14: Flags

Flags	
SAMPLE_LIMIT	NOISE
LINEARITY_HIGH	NORM_RANGE_HIGH
LINEARITY_LOW	NORM_RANGE_LOW
ANTIGEN_EXCESS (not available)	CONF_RANGE_HIGH (not available) CONF_RANGE_LOW (not available)

### 2.3.6.2. Biological flags

All the results with a biological flag are identified and transmitted by the following way:  
 The field 10.1.7 of the record result is filled with one of those identifiers: «L / LL / H / HH / < / >».

### 2.3.7. Comment record

Table 15: Comments record fields

ASTM field	Definition	Transmitted data	Used for		Fields length
			R	S	
11.1.1	Record Type	C	✓	✓	1
11.1.2	Sequence Nb	1, 2,3...	✓	✓	1
11.1.3	Comment Source	I clinical instrument system		✓	1
11.1.4	Comment Text	Text	✓	✓	Comment Text dependent
11.1.5	Comment Type	G:Free text I: Instrument flag comment		✓	1



### 2.3.8. Units

Units are transmitted in the field 10.1.5 of the record result.

Table 16: Units

	Units		Units		Units
1	Ref	17	µg/dL	33	IU/dL
2	mol/L	18	ng/L	34	mIU/L
3	mol/dL	19	ng/dL	35	mIU/dL
4	mmol/L	20	mg/mL	36	mIU/mL
5	mmol/dL	21	µg/mL	37	mval/L
6	µmol/L	22	ng/mL	38	mEq/L
7	µmol/dL	23	pg/mL	39	%
8	nmol/L	24	µkat/L	40	s
9	nmol/dL	25	nkat/L	41	KU/L
10	pmol/L	26	U/L	42	kIU/L
11	pmol/dL	27	U/dL	43	g/mol
12	g/L	28	mU/L	44	mg/g
13	g/dL	29	mU/dL	45	Δ A
14	mg/L	30	U/mL	46	Δ A/min
15	mg/dL	31	mU/mL	47	Δ %
16	µg/L	32	IU/L	48	IU/mL

### 2.3.9. QUERY mode

The E1394 protocol imposes a specific treatment for the request to the LIS. The characteristics of this treatment are the followings:

#### 2.3.9.1. Emission of a request to the LIS.

Table 17: Request information record fields

ASTM field	Definition	Transmitted data	Used for		Fields length
			R	S	
12.1.1	Record Type	Q	✓	✓	1
12.1.2	Sequence Nb	1	✓	✓	1
12.1.3	Starting Range ID Number	^SID	✓	✓	1+16
12.1.4	Ending Range ID Number				
12.1.5	Universal Test ID	All		✓	
12.1.6	Nature of Request Time limits				
12.1.7	Beginning Request Result Date & Time				
12.1.8	Ending Request Result Date & Time				
12.1.9	Requesting Physician name				
12.1.10	Requesting Physician Tel N°				
12.1.11	User Field 1				
12.1.12	User Field 2				
12.1.13	Request information Status code	O: test informations and demographic request (no results) X: Request cancelled	✓	✓	



### 2.3.9.2. Test order on request reception

- Query messages are generated by P400 at each Barcode reading cycle for tubes unknowned on worklist.
- A Query message is composed by the sequence H,Q,L. The Q record contains 1 SID.
- For each Query message, a response from the Host is expected. If the response is not received after a delay of 10 seconds, P400 will try to send 3 times the Query message.
- They are 3 cases of response returned by the Host (See Table 18: "Example: tube 2312019", page 20, which is a description of case 1 and case 2):

1. An order is matched for the SID: The response message is built by the following sequence of records H, P, O, L.

2. There is no order matched for the SID: The response message is built by the sequence of records: H,Q, L with «X» for 12.1.13 field (Request information Status code).

3. There is no order matched for the SID: The response message is built by the sequence of records: H, L with «I» for 13.1.3 field (Termination code). In this case, P400 will try to send 3 times the Query message.

The color of the line defines the transmission way::

From HOST to PENTRA

From PENTRA to HOST

Table 18: Example: tube 2312019

Query for the tube 2312019	
<ENQ>	
<ACK>	
<STX>1H\^&     P E1394-97 20050111111131<CR><ETX>6A<CR><LF>	
<ACK>	
<STX>2Q 1 ^2312019  ALL     0<CR><ETX>7C<CR><LF>	
<ACK>	
<STX>3L 1 N<CR><ETX>06<CR><LF>	
<ACK>	
<EOT>	

Table 18: Example: tube 2312019

Answer for the tube 2312019 (with programming)	
<ENQ>	
<ACK>	
<STX>1H\^&     P E1394-97 200501111111502<CR><ETX>47<CR><LF>	
<ACK>	
<STX>2P 1  PID001  NAME^FIRSTNAME  19641223 M     PRESCRIPATOR       LOCATION	
<CR><ETX>14<CR><LF>	
<ACK>	
<STX>3C 1  PATIENT COMMENT <CR><ETX>38<CR><LF>	
<ACK>	
<STX>40 1 2312019  ^13\^^^12\^^^14\^^^32\^^^34\^^^37\^^^39  19900522105500   A    1<CR><ETX>4F<CR><LF>	
<ACK>	
<STX>5C 1  ORDER COMMENT<CR><ETX>A1<CR><LF>	
<ACK>	
<STX>6L 1 N<CR><ETX>09<CR><LF>	
<ACK>	
<EOT>	



Table 18: Example: tube 2312019

```

Answer for the tube 2312019 (without programming)
<ENQ>
<ACK>
<STX>1H|^&|||ABX|||||P|E1394-97|20050111111502<CR><ETX>47<CR><LF>
<ACK>
<STX>2Q|1|^2312019|||||||X<CR><ETX>AC<CR><LF>
<ACK>
<STX>3L|1|N<CR><ETX>06<CR><LF>
<ACK>
<EOT>

```

### 3. Management of errors

#### 3.1. Field acceptance

- Only the fields described with their specified length, in previous tables, are used by HORIBA ABX instruments.
- Length of field can be less than maximum value but must not be more.
- Only «Sample ID», «Action Code», «Specimen descriptor» and «Test» fields from Order record must be informed, all other fields are optionals.
- If the length of the «Sample ID» is longer than the one defined in the order ( See "9.4.3", page 15 , table10 [order record fields](#), ), the request is rejected.
- Concerning the «Sample ID», if there is space character on the left and on the right of the text or if the field is too much longer, the request is rejected.
- Concerning the «Patient ID», if there is space character on the left and on the right of the text or if the field is too much longer, the request is accepted but the «Patient Demographics» will be rejected.
- Concerning the «First Name», «Last Name», «Department» and «Physician» fields, the space characters on the left, on the right and all the characters upper than the defined value (20 characters) are deleted.

#### 3.2. During Instrument transmission

During a single result transmission by the instrument, if the host lost the transmission (Time-Out or EOT) the full message will be transmitted again after a parametrable delay (10s by default).

In case of long files with several results the re-transmission will be done from the result lost to the end.

After 6 consecutive NAKs detected the sent file is differed to later transmission.

#### 3.3. During Host transmission

According to E-1381 protocol, error management of Time-out, Checksum and frame number, in case of none respect of these norms, will return NAK (or communication will be halted). In case of transmission of long files (Worklist upload for example), files previously transmitted before transmission error will be interpreted and managed by the instrument, others will not be used.

According to E-1394 protocol, all Orders without «Sample ID» or with «Sample ID» superiors to 16 characters, will not be interpreted by the instrument.



## 4. Example of data frame

### 4.1. Example of Order sent by Host

The color of the line defines the transmission way:

From HOST to PENTRA

From PENTRA to HOST

Table 19: Example of Order sent by Host

```

<ENQ>
<STX>1H|\^&|||ABX|||||P|E1394-97|20031118154840<CR><ETX>59<CR><LF>
<ACK>
<STX>2P|1||PID12345||LASTNAME^FIRSTNAME||19641223|M||||Prescriptor|||||||Loca-
tion<CR><ETX>D6<CR><LF>
<ACK>
<STX>3C|1||Patient Comment|<CR><ETX>B8<CR><LF>
<ACK>
<STX>4O|1|2312015||^13^29|R||20031117||||N||1<CR><ETX>25<CR><LF>
<ACK>
<STX>5C|1||Order Comment|<CR><ETX>E1<CR><LF>
<ACK>
<STX>6L|1|N<CR><ETX>09<CR><LF>
<ACK>
<EOT>
  
```

*NB: A test requested by the Host is created only if the corresponding test application is activated ( whatever the reagent status is).*

### 4.2. Example of Result sent by instrument

The color of the line defines the transmission way:

From HOST to PENTRA

From PENTRA to HOST

Table 20: Example of Result sent by instrument

```

<ENQ>
<ACK>
<STX>1H|\^&|||01|||||P|E1394-97|20031118162410<CR><ETX>D7<CR><LF>
<ACK>
<STX>2P|1||PID12345||LASTNAME^FIRSTNAME||19641223|M<CR><ETX>C4<CR><LF>
<ACK>
<STX>3C|1||Patient Comment|G<CR><ETX>FF<CR><LF>
<ACK>
<STX>4O|1|2312015||||20031118154703|20031117000000|||||1|Prescriptor|||||||F||||Loca-
tion<CR><ETX>EE<CR><LF>
<ACK>
<STX>5C|1||Order Comment|G<CR><ETX>28<CR><LF>
<ACK>
<STX>6R|1|^1002^RATIO|5.54|2||A||F||18991230000000<CR><ETX>1D<CR><LF>
<ACK>
<STX>7C|1||Flag^NORM_RANGEL|<CR><ETX>69<CR><LF>
<ACK>
<STX>0R|2|^13^ALB|5.5494|6||H||F||20031118162203<CR><ETX>7E<CR><LF>
<ACK>
<STX>1C|1||Flag^NORM_RANGEH|<CR><ETX>5F<CR><LF>
  
```




Table 20: Example of Result sent by instrument

```
<ACK>  
<STX>2R|3|^29^IRON1|-0.01262|6||L||F||20031118162215<CR><ETX>76<CR><LF>  
<ACK>  
<STX>3C|1||Flag^NORM_RANGE|<CR><ETX>65<CR><LF>  
<ACK>  
<STX>4L|1|N<CR><ETX>07<CR><LF>  
<ACK>  
<EOT>
```



## 5. Contact

### **HORIBA ABX**

Parc Euromédecine

Rue du Caducée

BP 7290

34184 MONTPELLIER Cedex 4 - FRANCE

Tel: (33) (0)4 67 14 15 16

Fax: (33) (0)4 67 14 15 17

ABX ONLINE:<http://www.horiba-abx.com>